

TF29-180

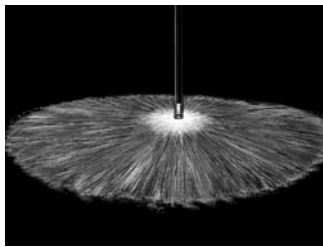
FireBeter: Ultra-Wide Full Cone Coverage

DESIGN FEATURES

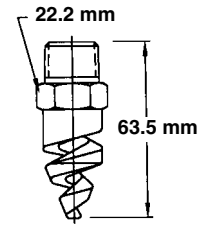
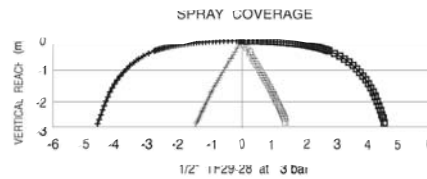
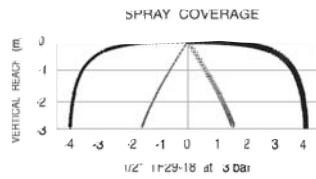
- Two-turn spiral
- Ultra-wide spray coverage very close to the nozzle
- One-piece design/no internal parts
- Excellent choice for deluge applications where there is little distance between nozzle and material being protected

SPRAY CHARACTERISTICS

- Wide spray coverage
 - Fine atomization
- Spray patterns:** circular sheet with maximum coverage and excellent atomization
- Spray angle:** 180° extra-wide angle
- Flow rates:** 12.3 to 355 l/min



Full Cone 180°



Dimensions are approximate. Check with BETE for critical dimension applications.

TF29-180 Flow Rates and Dimensions

Full Cone, 180° Extra Wide Spray Angle, 1/2" Pipe Size, BSP or NPT

Male Pipe Size	Nozzle Number	K Factor	LITERS PER MINUTE @ BAR								Approx. Free Pass. & Orifice Dia. (mm)
			0.5 bar	0.7 bar	1 bar	2 bar	3 bar	5 bar	10 bar	20 bar	
1/2	TF29-180-16	17.3	12.3	14.5	17.3	24.5	30.0	38.8	54.8	77.5	5.16
	TF29-180-18	27.4	19.4	22.9	27.4	38.7	47.4	61.2	86.5	122	6.35
	TF29-180-21	33.1	23.4	27.7	33.1	46.8	57.3	73.9	105	148	7.14
	TF29-180-24	43.3	30.6	36.3	43.3	61.3	75.1	96.9	137	194	8.33
	TF29-180-28	56.3	39.8	47.1	56.3	79.7	97.6	126	178	252	9.53
	TF29-180-32	79.4	56.1	66.4	79.4	112	137	177	251	355	11.1

$$\text{Flow Rate (l/min)} = K\sqrt{\text{bar}}$$

Standard Materials: Brass and 316 Stainless Steel.

Spray angle performance varies with pressure. Contact BETE for specific data on critical applications.

TO ORDER: specify pipe size, connection type, nozzle number, spray angle, and material.