

# TFXPW



SPIRAL


## FireBēter Large Free Passage

### DESIGN FEATURES

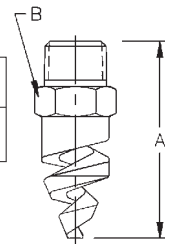
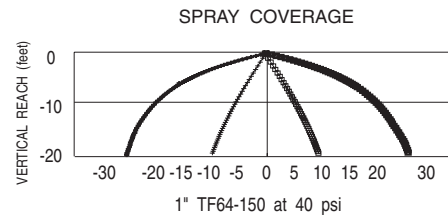
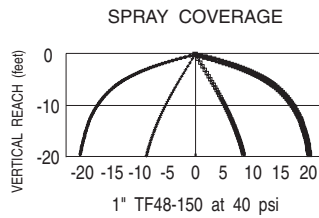
- Two-turn spiral nozzle
- Large free passage
- One-piece extra heavy construction

### SPRAY CHARACTERISTICS

- Wide coverage
- Spray pattern:** Full Cone
- Spray angle:** 150°
- Flow rates:** 33.6 to 534 gpm



Full Cone 150°



Dimensions are approximate. Check with BETE for critical dimension applications.

### TFXPW Flow Rates and Dimensions

Full Cone, 150° Wide Spray Angle, 1" & 1-1/2" Pipe Size

Male Pipe Size	Nozzle Number	K Factor	GALLONS PER MINUTE @ PSI												Approx Free Pass Dia. (in.)	Approx. Orifice Dia. (in.)	Approx. Dim.(in.)		Wt. (lbs.)
			5 PSI	10 PSI	20 PSI	30 PSI	40 PSI	50 PSI	60 PSI	80 PSI	100 PSI	200 PSI	400 PSI	A			B		
1	TF48XPW	15.0	33.6	47.5	67.2	82.3	95.0	106	116	134	150	212	300	0.50	0.75	6.50	2.25	2.06	
1 1/2	TF64XPW	26.7	59.8	84.5	120	146	169	189	207	239	267	378	534	0.50	1.00	6.75	2.50	2.44	

$$\text{Flow Rate (GPM)} = K\sqrt{\text{PSI}}$$

Standard Materials: Brass and 316 Stainless Steel.

Spray angle performance varies with pressure. Contact BETE for specific data on critical applications.

CALL 413-772-0846  
Call for the name of your nearest BETE representative.