

# NFV

## Fan Nozzle with Integral Strainer Option

### DESIGN FEATURES

- One-piece construction
- No internal parts
- Male connection
- Low nozzle maintenance
- Optional removable strainer for easy cleaning

**Connections:** Male NPT and BSP

**Optional Strainer:** 50, 100, 200 mesh

### SPRAY CHARACTERISTICS


- High impact
- Uniform distribution

**Spray pattern:** Flat Fan and Straight Jet

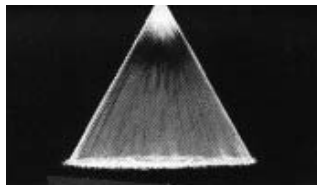
**Spray angles:** 0°, 15°, 25°, 40°, 50°, 65°, 80°, 95°, and 110°

**Flow rates:** 0.15 to 49.85 l/min

NFV0067: Max. spray angle available 95°



**Metal**  
Shown with Optional Strainer



Fan 50°

Call BETE to verify spray angle performance at operating pressures above 30 bar.

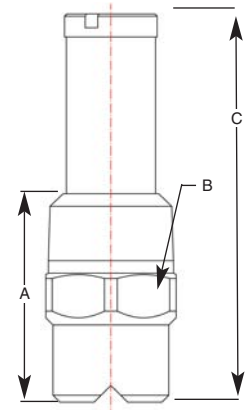
### To Order: Spray Set-up Number

1/4 NFV 0067 95 -L -B 303

pipe size | series | nozzle number | spray angle | optional strainer, also specify mesh size | specify material | BSP thread

### NFV Dimensions

Pipe Size	Dimensions (mm)			Wt. (g)
	A	B	C	
1/8	22.4	11.2	37.9	28.4
1/4	26.9	14.2	42.9	42.5



1/8" - 1/4" Metal

### NFV Flow Rates

Fan and Straight Jet, 0°, 15°, 25°, 40°, 50°, 65°, 80°, 95° (all sizes); 110° (NFV01 and higher)

Male Pipe Size	Nozzle Number	K Factor	LITERS PER MINUTE @ BAR						Equiv. Orifice Dia. (mm)	Screen Mesh Selection Guide
			1 bar	2 bar	3 bar	5 bar	10 bar	30 bar		
1/8" or 1/4"	NFV0067**	0.153	0.15	0.22	0.26	0.34	0.48	0.84	0.58	100
	NFV01	0.228	0.23	0.32	0.39	0.51	0.72	1.25	0.66	100
	NFV015	0.342	0.34	0.48	0.59	0.76	1.08	1.87	0.79	100
	NFV02	0.456	0.46	0.64	0.79	1.02	1.44	2.50	0.91	100
	NFV025	0.569	0.57	0.80	0.99	1.27	1.80	3.12	1.02	50
	NFV03	0.684	0.68	0.97	1.18	1.53	2.16	3.75	1.09	50
	NFV04	0.912	0.91	1.29	1.58	2.04	2.88	5.00	1.32	50
	NFV05	1.139	1.14	1.61	1.97	2.55	3.60	6.24	1.45	50
	NFV06	1.367	1.37	1.93	2.37	3.06	4.32	7.48	1.57	50
	NFV07	1.598	1.60	2.26	2.77	3.57	5.05	8.75	2.08	50
NFV08	1.823	1.82	2.58	3.16	4.08	5.76	9.98	1.83	50	
NFV10	2.279	2.28	3.22	3.95	5.10	7.21	12.48	2.03	50	
NFV15	3.418	3.42	4.83	5.92	7.64	10.81	18.72	2.39	50	
NFV20	4.550	4.55	6.44	7.88	10.18	14.39	24.92	2.77	50	
NFV30	6.826	6.83	9.65	11.82	15.26	21.58	37.39	3.58	50	
NFV40	9.101	9.10	12.87	15.76	20.35	28.78	49.85	3.96	50	

\*\*NFV0067: Max. spray angle available: 95°

Flow Rate (L/min) =  $K \sqrt{\text{bar}}$  Standard Materials: Brass and 303 Stainless Steel. Highlighted NFVs available in 316 Stainless Steel.

Spray angle performance varies with pressure. Contact BETE for specific data on critical applications.

TO ORDER: specify pipe size, connection type, nozzle number, spray angle, and material.